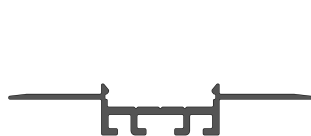


Main parts needed to mount the extrusion



Aluminum profile(A)



End cap (B)



End cap with hole (C)



Cover (D)



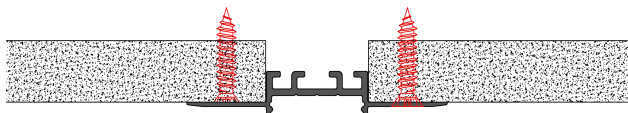
LED strip(E)

Tools needed for mounting:

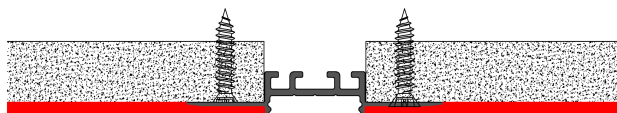
Screwdriver

Sales@infigreen.com

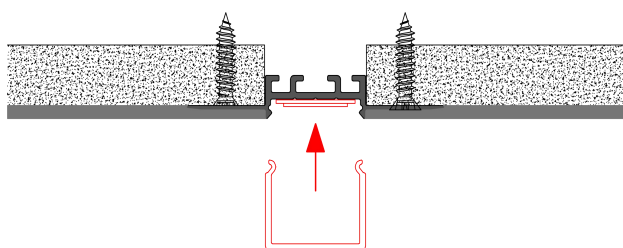
1. Insert the end caps (B) and (C), then mount the aluminum profile (A) on the ceiling.



2. Apply a layer of plaster to the aluminum profile and ceiling, then paint the surface to finish.



3. Mount the LED strip (E), insert the cover (D), lead out the power cable.



4. Run the cable to the power source, connect power.

