

**Main parts needed to mount the extrusion**



Aluminum profile (A)



End cap (C)



End cap with hole (D)



Cover (E)



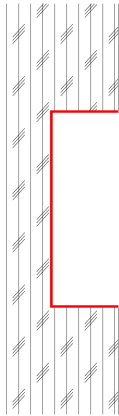
LED strip(F)

**Tools needed for mounting:**

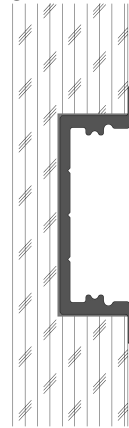
Screwdriver and Glue

[Sales@infigreen.com](mailto:Sales@infigreen.com)

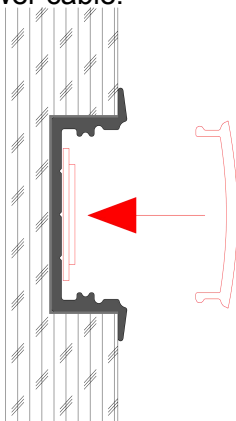
1. Spread glue in the groove.



2. Insert the end cap(B) and(C),then attach the profile to the groove.



3. Mount the LED strip(F), insert the cover (E),Lead out the power cable.



4. Run the cable to the power source, connect power.

