


Infinity Green Lighting

Type	
Project	
Catalog No.	

SERIES-IG-LSBA100AW- WALL LIGHT

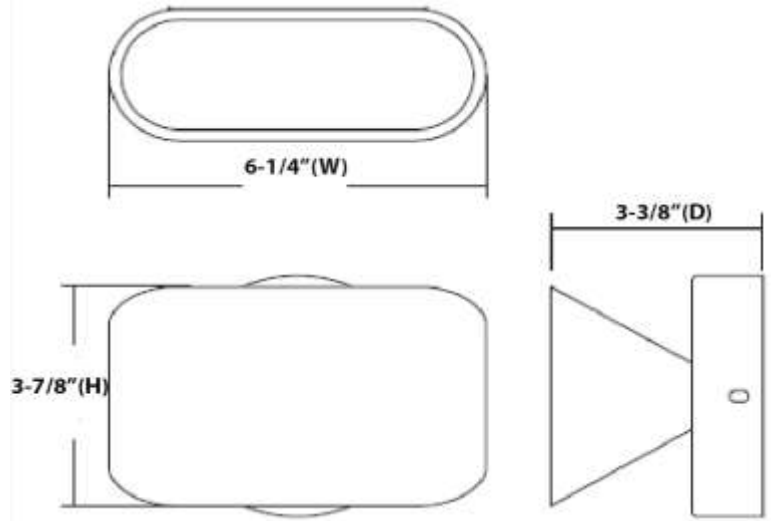


SPECIFICATIONS

- Light Source : LED
- Wattage: 12W
- Voltage: 120V
- Material: Aluminum
- Color Temp:3000K/4100K/6000K
- Dimming: Dimmable
- Finish: WHITE
- Dimension:6-1/4(W)x3-7/8(H)x3-3/8”(D)

FEATURES

More than a functional lighting element, BABA led wall light can be used to create a composition that lends extra cachet to the setting. If you are looking to add some fun and style to your project, you can combine multiple BABA led wall light to create an attractive Composition.




Model	Wattage	Color Temp	Lumen	Voltage	Finish
IG-LSBA100AW	12W	3000K	1020lm	120V	White
		4100K*			
		6000K*			

*Made to order

SERIES-CY-LSBA100AW- WALL LIGHT


Ordering Information:

Example :IG- LSBA100AW-12W-30-WT




Model

IG-LSBA100AW




Wattage

12W = 12 Watts



Color Temp

30 = 3000K
41 = 4100K*
60 = 6000K*

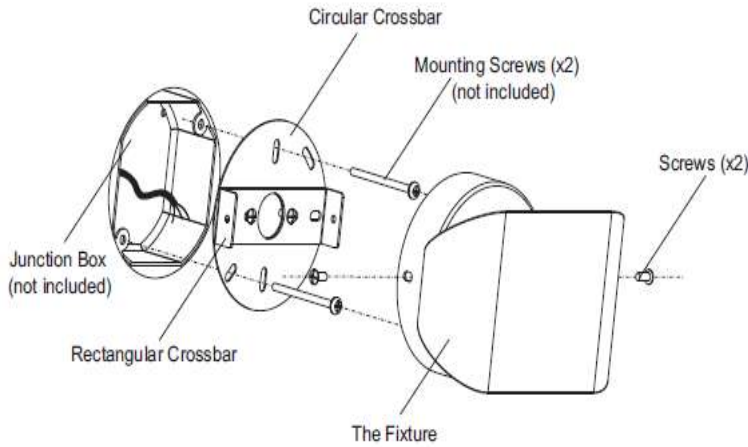


Finish

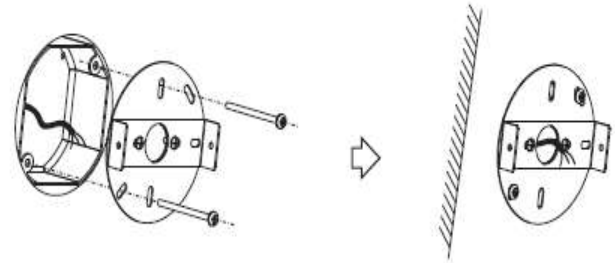
WT = White

*Made to order

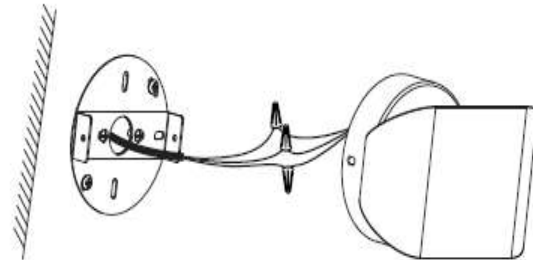
INSTALLATION



3. Install backplate to junction box with two mounting screws preassembled on box. Make sure wires of junction box runs through the middle hole of the backplate.



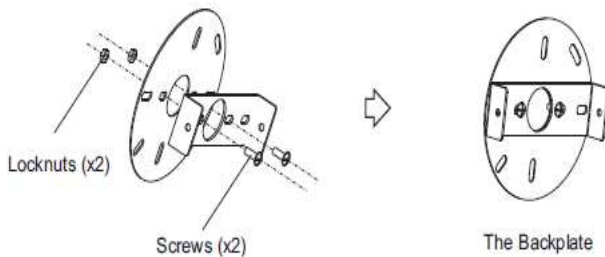
4. Connect wires of power supply to wires of the fixture. And fasten ground wire to green wire.



CAUTION ⚠

Before starting installation of this fixture or removal of a previous fixture, disconnect the power by turning off the circuit breaker or remove the fuse in the fuse box.

1. Carefully unpack the fixture and lay out all parts on clean surface.
2. Attach rectangular crossbar to circular crossbar with two screws and two locknuts as the backplate.



5. Mount the fixture over the backplate with 2 screws beside.

