

Type	
Project	
Catalog No.	

## 4" 12W Round LED Panel



### SPECIFICATIONS

- Input Voltage: 120V AC
- Power: 12W
- Frame Color: White, Black, Brushed Nickel
- Function: Dimmable
- Beam Angle: 110°
- IC Rating: Damp Locations
- Power Factor: >0.95
- Product Size: 4"
- Certification: ETL
- Life-span: 50000 hours
- 5 Years Warranty

### DESCRIPTION

4" 12 Watt Round LED Panel come complete with an external driver in a junction box. This allows for standard 120VAC ceiling wiring and pre-drywall installation of the driver. The LED gimbal and driver are cETL Listed certified for direct installation in Insulated Ceilings (IC) without any thermal housing.

### FEATURES

- 1" Thin – Fits In Tight Ceiling Space
- Air Tight & IC Rated – No Housing Required
- Fast & Easy Installation – Save Labor Cost
- Junction Box Included – No Additional Hardware Required, Direct Installation In Insulated Ceilings (IC) Without Any Thermal Housing
- Patent Design, With Unique Appearance, Easier For Marketing
- Durable Die Cast Aluminum Alloy For Optimal Heat Dissipation
- White, Black, Or Brushed Nickel For Choice, Scratch Resistant And Smooth Finish
- 36pcs LM80 San'an 2835 LED (Each 0.5W Per Piece), Which Guarantee High Lumen And High Quality
- Isolated Driver With 5 Years Warranty


### SPECIFICATION

Model	Wattage	Color Temp	LED Type	Lumen	Voltage	Beam Angle	Working Temp	Halogen Equivalent	CRI	Color
PL04R	12W	2700K*	Panel	840	120V AC	110°	-25°- +50°	75W	82	White
		3000K		900						Black
		4000K*		960					90*	Brushed Nickel
		5000K		996						

\*Custom Make


# Ordering Information:

**Example: PL04R-12W-27K-82-WH**




**Model**

**PL04R**




**Wattage**

**12W = 12 Watts**




**Color Temp**

**27K = 2700K\***  
**30K = 3000K**  
**40K = 4000K\***  
**50K = 5000K**



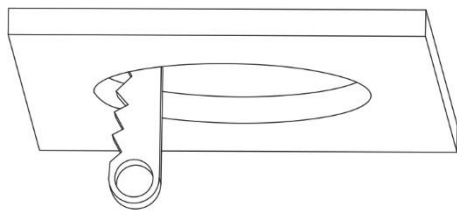
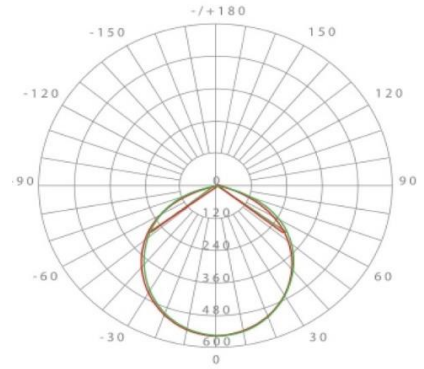
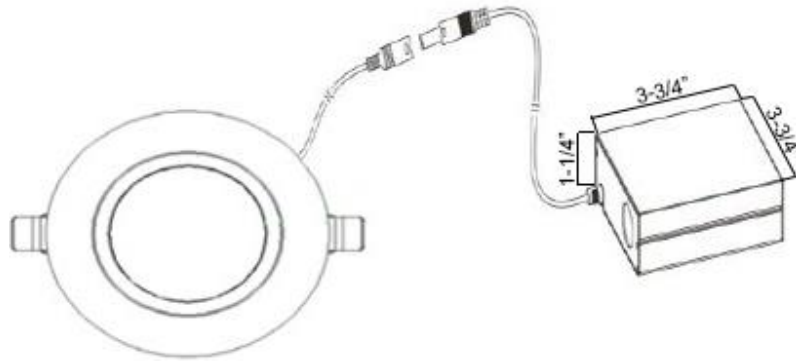
**CRI**

**82**  
**90\***

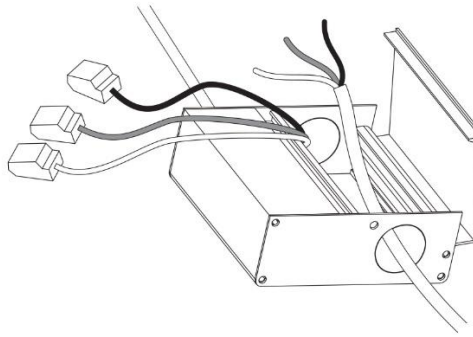


**Finish**

**WH = White**  
**BK = Black**  
**BN = Brushed Nickel**



**Cut Out: 3-1/4"**



**Junction Box**

## INSTALLATION

### Connection

